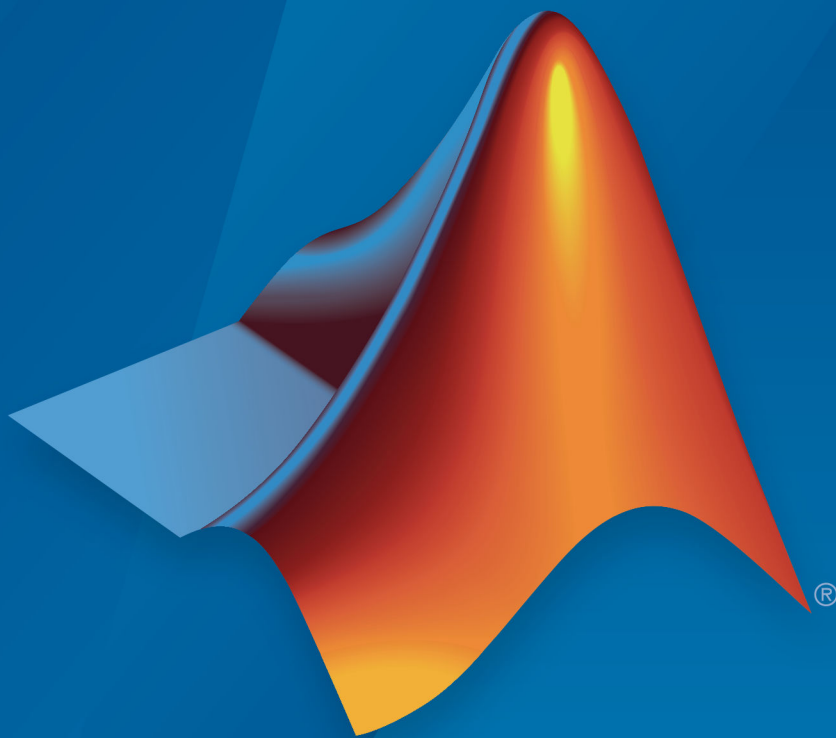


Polyspace[®] Bug Finder[™] Access[™] Release Notes



MATLAB[®]

How to Contact MathWorks



Latest news: www.mathworks.com
Sales and services: www.mathworks.com/sales_and_services
User community: www.mathworks.com/matlabcentral
Technical support: www.mathworks.com/support/contact_us



Phone: 508-647-7000



The MathWorks, Inc.
1 Apple Hill Drive
Natick, MA 01760-2098

Polyspace® Bug Finder™ Access™ Release Notes

© COPYRIGHT 2019 by The MathWorks, Inc.

The software described in this document is furnished under a license agreement. The software may be used or copied only under the terms of the license agreement. No part of this manual may be photocopied or reproduced in any form without prior written consent from The MathWorks, Inc.

FEDERAL ACQUISITION: This provision applies to all acquisitions of the Program and Documentation by, for, or through the federal government of the United States. By accepting delivery of the Program or Documentation, the government hereby agrees that this software or documentation qualifies as commercial computer software or commercial computer software documentation as such terms are used or defined in FAR 12.212, DFARS Part 227.72, and DFARS 252.227-7014. Accordingly, the terms and conditions of this Agreement and only those rights specified in this Agreement, shall pertain to and govern the use, modification, reproduction, release, performance, display, and disclosure of the Program and Documentation by the federal government (or other entity acquiring for or through the federal government) and shall supersede any conflicting contractual terms or conditions. If this License fails to meet the government's needs or is inconsistent in any respect with federal procurement law, the government agrees to return the Program and Documentation, unused, to The MathWorks, Inc.

Trademarks

MATLAB and Simulink are registered trademarks of The MathWorks, Inc. See www.mathworks.com/trademarks for a list of additional trademarks. Other product or brand names may be trademarks or registered trademarks of their respective holders.

Patents

MathWorks products are protected by one or more U.S. patents. Please see www.mathworks.com/patents for more information.

R2019a

Project Dashboard: Track progress of code quality via Polyspace results	1-2
Collaborative Review Support: Review Polyspace Bug Finder results and source code in web browser	1-4
Collaborative Review Support: Share Polyspace Bug Finder results using web links	1-6
Project Authorization Management: Create and enforce authorization policies for access to project	1-7
Bug Tracking Tool Support: Create JIRA issues for Polyspace Bug Finder results	1-8

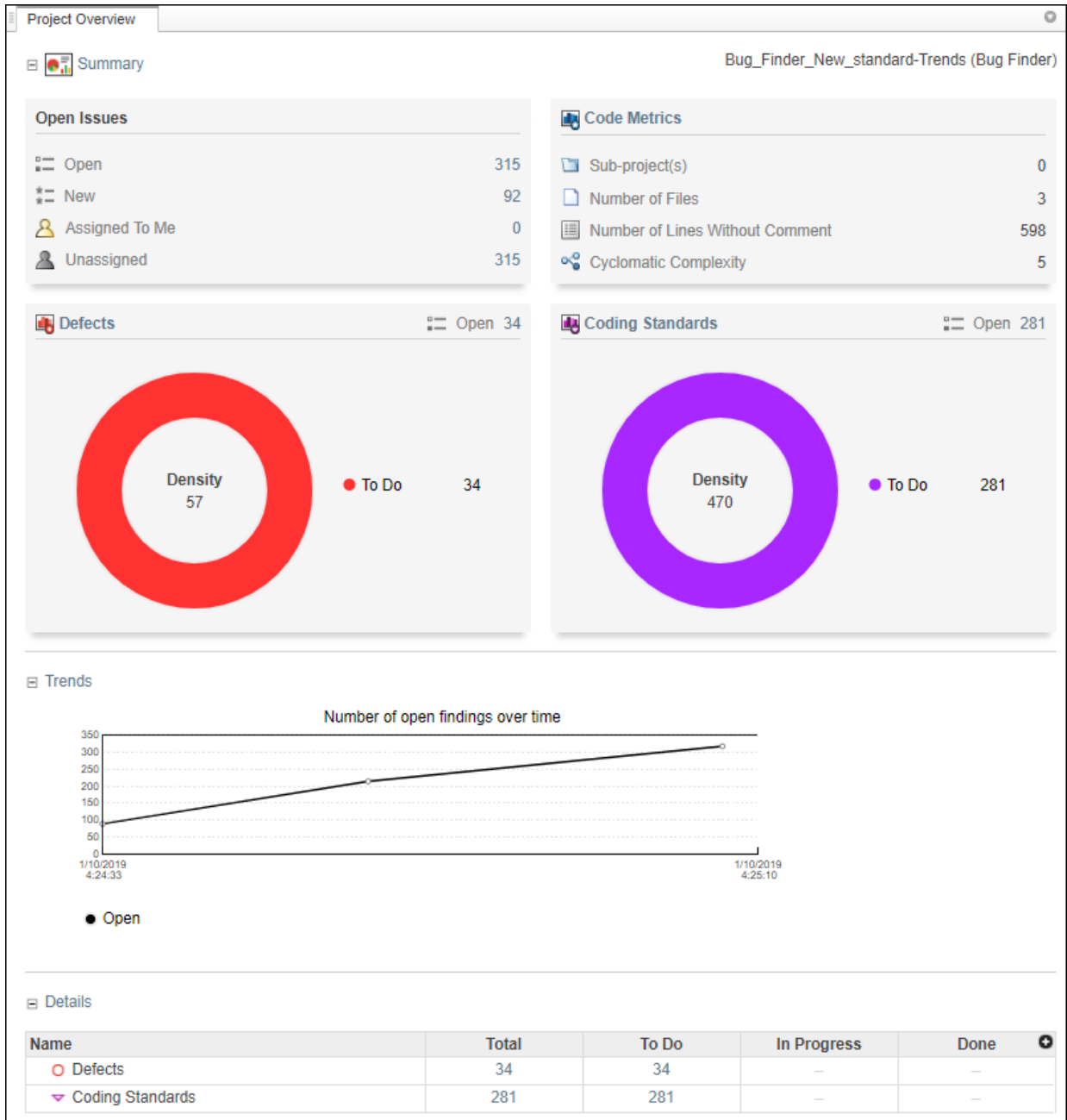
R2019a

Version: 2.0

New Features

Project Dashboard: Track progress of code quality via Polyspace results

Summary: In R2019a, you can track the progress of the code quality of your projects using the new intuitive Polyspace® Bug Finder™ Access™ **DASHBOARD**. When an analysis run is uploaded to the Polyspace Access database, the dashboard updates to give a snapshot of the findings, including a progress trend for number of findings compared to previous runs.



Additional Benefits:

- *Prioritize reviews:* See new and open issues that have not been fixed or justified, then open a detailed results list for just those issues. You can drill down on a set of findings filtered by new, open, unassigned, by family of findings, or by file.
- *Aggregate results for multiple projects:* If your team works on multiple projects, move all the projects under an umbrella project and view a snapshot of the code quality for all your team's projects.
- *Authenticate client access:* The web interface is behind a login. Only users with a Polyspace Bug Finder Access license and the appropriate credentials can view the dashboard from their web browser.

Collaborative Review Support: Review Polyspace Bug Finder results and source code in web browser

Summary: In R2019a, review Polyspace analysis findings and view the findings in your source code using the new Polyspace Bug Finder Access **REVIEW** web interface. You do not need to install a Polyspace product on your machine to open and review analysis results.

The screenshot displays a static analysis tool interface with a top navigation bar and a main workspace. The workspace is divided into several sections:

- Top Bar:** Includes navigation icons (Dashboard, Run-time Checks, Defects, Coding Standards, Code Metrics, Global Variables) and filters (To Do, In Progress, Done). It also features search and filter options for 'Show only' and 'Filter out' (both set to 'Comment, filename, etc.').
- Project Explorer:** A vertical sidebar on the left with categories: PROJECT EXPLORER, PROJECT DETAILS, FILE EXPLORER, and SUPPORT REPORT.
- Results List:** A table showing a list of defects. The selected defect (ID 40482) is highlighted in blue.
- Result Details:** A panel on the right showing the details for the selected defect. It includes:
 - Status:** To Fix
 - Severity:** Unset
 - Assigned to:** Type username or...
 - Track issue:** Create Ticket
 - Description:** Wrong type used in sizeof (Impact: High). The type 'char *' used for the block of memory is not a pointer to the type 'char **' used in sizeof.
 - Event Table:**

Event	File	Scope
Wrong type used in ...	programming.c	bug_ptrsizeofmismatchC
 - Source Code:** A view of the code in 'programming.c' showing the function `bug_ptrsizeofmismatch()` and its corrected version `corrected_ptrsizeofmismatch()`. The corrected version uses `sizeof(char)` instead of `sizeof(char*)`.

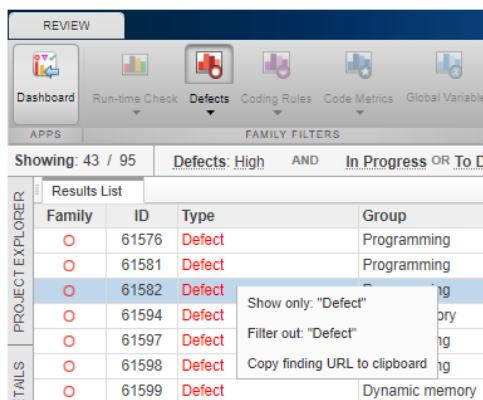
Additional Benefits:

- *Facilitate collaborative review:* The web interface streamlines the review efforts of your team. For instance:

- During a team meeting, findings can be assessed and assigned to developers.
- Developers can log into the web interface to review findings assigned to them, and determine whether to justify the findings or fix them.
- A project manager can track the progress of the review by filtering the list of results for findings that are still open.
- *Authenticate client access:* The web interface is behind a login. Only users with a Polyspace Bug Finder Access license and the appropriate credentials can view the results from their web browser.

Collaborative Review Support: Share Polyspace Bug Finder results using web links

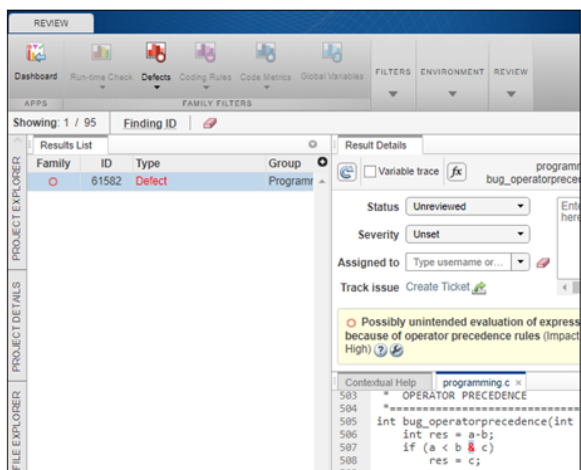
Summary: In R2019a, you can right-click an analysis result in the Polyspace Bug Finder Access interface to obtain a URL that you can share with other team members. The link that you provide opens the Polyspace Bug Finder Access interface and displays the finding along with the corresponding source code.



The left screenshot shows the 'REVIEW' tab in the Polyspace Bug Finder interface. A table of findings is displayed with columns for Family, ID, Type, and Group. Finding 61582 is selected, and a context menu is open over it, showing options like 'Show only: "Defect"', 'Filter out: "Defect"', and 'Copy finding URL to clipboard'.

Family	ID	Type	Group
	61576	Defect	Programming
	61581	Defect	Programming
	61582	Defect	Programming
	61594	Defect	Programming
	61597	Defect	Programming
	61598	Defect	Programming
	61599	Defect	Dynamic memory

A blue arrow points from the context menu in the left screenshot to the right screenshot.



The right screenshot shows the 'REVIEW' tab with the 'Result Details' panel open for finding 61582. The 'Status' is 'Unreviewed', 'Severity' is 'Unset', and 'Assigned to' is empty. A warning message is displayed: 'Possibly unintended evaluation of expression because of operator precedence rules (Impact High)'. Below the warning, the source code is shown:

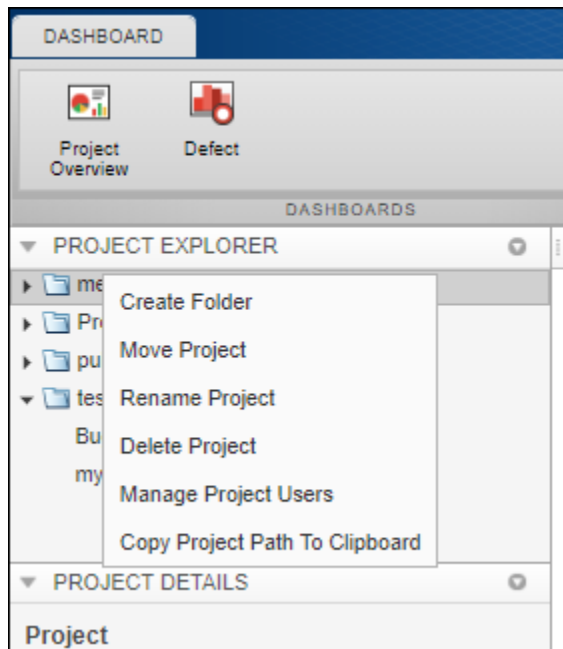
```

593 * OPERATOR PRECEDENCE
594 *-----
595 int bug_operatorprecedence(int
596     int res = a-b;
597     if (a < b & c)
598         res = c;
599

```

Project Authorization Management: Create and enforce authorization policies for access to project

Summary:In R2019a, you can manage project users in Polyspace Bug Finder Access by right-clicking a project in the **PROJECT EXPLORER** and assigning roles to member of your team. The roles authorize or forbid users from viewing projects.

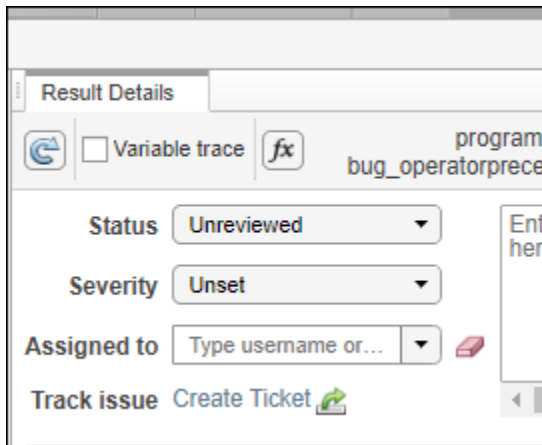


Additional Benefits:

- *Restrict access to your source code:* Use the authorization policy to restrict who can view the source code you upload with your analysis results.
- *Display relevant projects only:* When they log in to Polyspace Access, users can only see projects for which they are administrators, owners, or contributors. Use the authorization policy so that team members only see projects that they are working on.

Bug Tracking Tool Support: Create JIRA issues for Polyspace Bug Finder results

Summary: In R2019a, Polyspace Bug Finder Access supports integration with the JIRA software. If you have an instance of the JIRA software, after you configure Polyspace Bug Finder Access, you can create a JIRA ticket to track Polyspace findings. The ticket is populated with details of the finding and a link to open that finding in Polyspace Access. You can add the ticket to any existing JIRA project.



Once you create a ticket, the **Result Details** pane in the Polyspace Bug Finder Access web interface displays a link to the corresponding JIRA issue.